



National Marine Manufacturers Association

nmma.org

ECONOMIC SIGNIFICANCE OF RECREATIONAL BOATING IN OHIO

CONGRESSIONAL DISTRICT 9

| | |
|--|-----------------|
| Number of Recreational Boats* | 23,062 |
| Recreational Boating Industry Businesses | 235 |
| Total Jobs | 2,482 |
| Annual Recreational Boating-Related Spending | \$129.2 MILLION |



TOTAL ANNUAL ECONOMIC IMPACT OF RECREATIONAL BOATING:

\$308.5 MILLION



RECREATIONAL BOATS IN OH-9

TOTAL BOATS* 23,062

REGISTERED BOATS 23,062

| | |
|-------------|--------|
| Power boats | 17,935 |
| PWCs | 3,815 |
| Sailboats | 1,285 |
| Other Boats | 27 |

HOUSEHOLDS PER BOAT 13.0

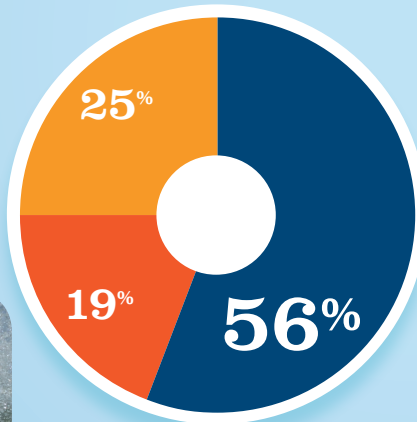


* Total boats are registered boats as reported by states to the USCG.

RECREATIONAL BOATING CREATES JOBS IN OH-9

TOTAL BOATING JOBS 1,584

| | |
|----------------------------|-----|
| Boat Building | 6 |
| Motor / Engine Mfgr. | - |
| Accessory / Supplies Mfgr. | 402 |
| Dealers / Wholesalers | 295 |
| Boat Services | 881 |



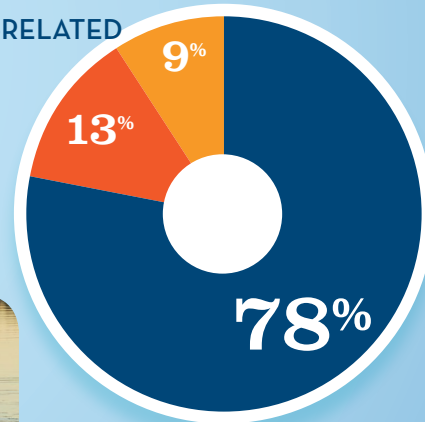
● BOAT BUILDING †
● MOTOR/ENG. MFGR. †
● ACC./SUPPLIES MFGR.
● DLRS/WHOLESALERS
● BOAT SERVICES † 0%



RECREATIONAL BOATING-RELATED BUSINESSES IN OH-9

TOTAL BUSINESSES 235

| | |
|----------------------------|-----|
| Boat Building | 1 |
| Motor / Engine Mfgr. | - |
| Accessory / Supplies Mfgr. | 20 |
| Dealers / Wholesalers | 30 |
| Boat Services | 184 |



● BOAT BUILDING †
● MOTOR/ENG. MFGR. †
● ACC./SUPPLIES MFGR.
● DLRS/WHOLESALERS
● BOAT SERVICES † 0%

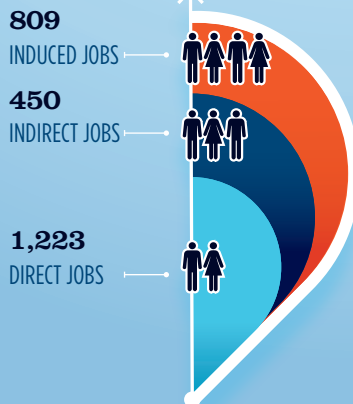


ESTIMATED JOBS IMPACT OF RECREATIONAL BOATING-RELATED SPENDING IN OH-9

EST. TOTAL JOBS 2,482

EST. TOTAL LABOR INCOME \$102.9 MILLIONS

| | |
|----------------------|--------|
| Est. Direct Income | \$42.5 |
| Est. Indirect Income | \$25.0 |
| Est. Induced Income | \$35.4 |



RECREATIONAL BOATING INDUSTRY SALES IN OH-9

| | | |
|--|----------------|-----------------|
| Boat Building | \$1.5 | \$1.5 MILLION |
| Motor / Engine Mfgr. | \$0.0 | \$0.0 MILLION |
| Accessory / Supplies Mfgr. | \$100.0 | \$100.0 MILLION |
| TOTAL MFG. SALES | \$101.5 | |
| Dealers / Wholesalers | \$143.5 | \$143.5 MILLION |
| Boat Services | \$198.6 | \$198.6 MILLION |
| TOTAL RETAIL & SERVICES SALES | \$342.1 | |

● BOAT BUILDING
● MOTOR/ENG. MFGR.
● ACC./SUPPLIES MFGR.
● DLRS/WHOLESALERS
● BOAT SERVICES

Source: NMMMA's Center of Knowledge; Recreational Marine Research Center at Michigan State University